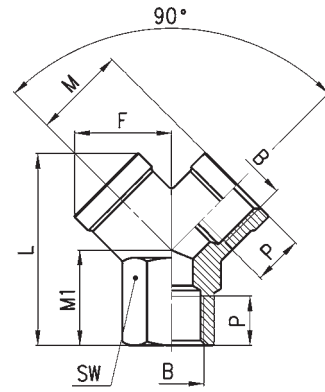


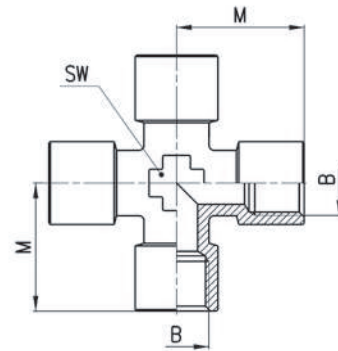
Raccordi Mod. 2043

Nuovi ingombri



INGOMBRI									
Mod.	B	F	L	M	M1	P	SW	Peso (g)	
2043 1/8	G1/8	14,5	26,5	14	12	8	13	18	
2043 1/4	G1/4	18	32	17,5	14	11	17	32	
2043 3/8	G3/8	20,5	37	19	16	11,5	20	44	
2043 1/2	G1/2	26,5	45	24,5	19	14	25	84	

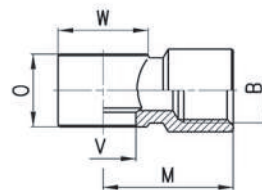
Raccordi Mod. 2033



INGOMBRI				
Mod.	B	M	SW	Peso (g)
2033 1/8	G1/8	19	12	27
2033 1/4	G1/4	23	14	51
2033 3/8	G3/8	25	16	70

Raccordi Mod. 2023

Assemblabili con Mod. 1631, 1635



INGOMBRI						
Mod.	B	M	O	V	W	Peso (g)
2023 M5-M5	M5	10,5	9	5,1	□ 9	6
2023 M5-M6	M6	10,5	9	5,1	□ 9	6
2023 1/8-1/8	G1/8	20	14,5	9,8	∅ 14	14
2023 1/4-1/4	G1/4	23,5	14,5	13,2	∅ 18	21
2023 3/8-3/8	G3/8	26,5	14,5	16,7	∅ 21	27

• = assemblabile con Mod. SCU, SCO, SVU... M5  
 ★ = assemblabili con Mod. 1635