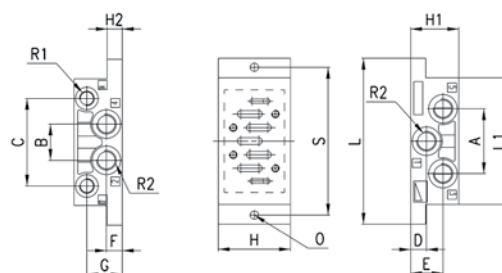
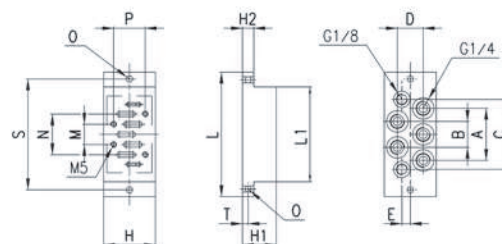


Sottobase singola uscite laterali (VDMA 24345)


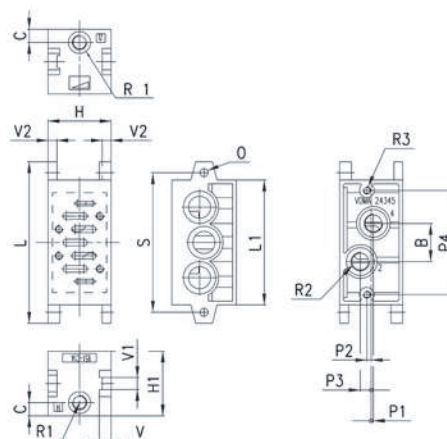
INGOMBRI																	
Mod.	Taglia	A	B	C	D	E	F	G	H	H1	H2	L	L1	O	R1	R2	S
901-F1A	1	43	24	58	21.5	10.5	10.5	23.5	48	32	10	110	84	5.5	G1/8	G1/4	98
902-F2A	2	56	30	74	26	14	14	30	57	40	13	124	95	6.5	G1/8	G3/8	112
903-F3A	3	68	32	90	17	17	17	22	71	32	18	149	119	6.5	G1/8	G1/2	136

Sottobase singola uscite inferiori (VDMA 24345)


INGOMBRI																				
Mod.	Taglia	A	B	C	D	E	H	H1	H2	L	L1	M	N	O	P	R	R1	R2	S	T
901-G1A	1	46	23	61	23	7.5	46	30	10	110	84	18	36	5.5	28	M5	G1/8	G1/4	98	5
902-G2A	2	56	28	72	28	8	56	35	13	124	95	24	48	6.5	38	M6	G1/8	G3/8	112	6.5
903-G3A	3	68	34	90	34	10	71	32	18	149	119	32	64	6.5	48	M8	G1/8	G1/2	136	9

Sottobase per batteria con entrata e scarichi conv (VDMA24345)

La fornitura comprende:
 N° 2 viti di fissaggio
 N° 3 OR



INGOMBRI																			
Mod.	Taglia	B	C	H	H1	L	L1	O	P1	P2	P3	P4	R1	R2	R3	S	V	V1	V2
901-C1A	1	26	8.5	43	44	110	85	5.5	1.5	3	7.5	71	G1/8	G1/4	M5	95	8	8	6
902-C2A	2	30	9	56	45	135	100	6.5	5	3	6	86	G1/8	G3/8	M6	115	11	11	8
903-C3A	3	38	10	71	54	190	140	9	6	3	8	130	G1/8	G1/2	M8	168	13	13	8