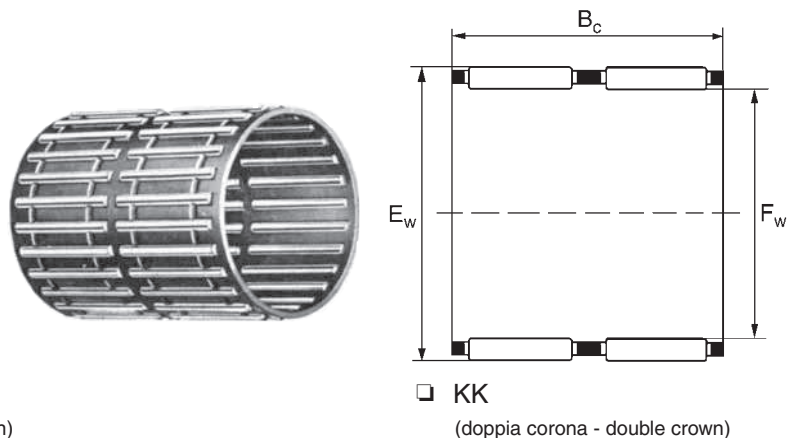
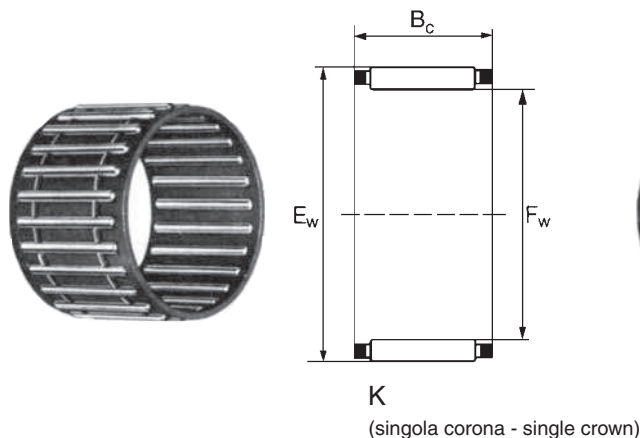
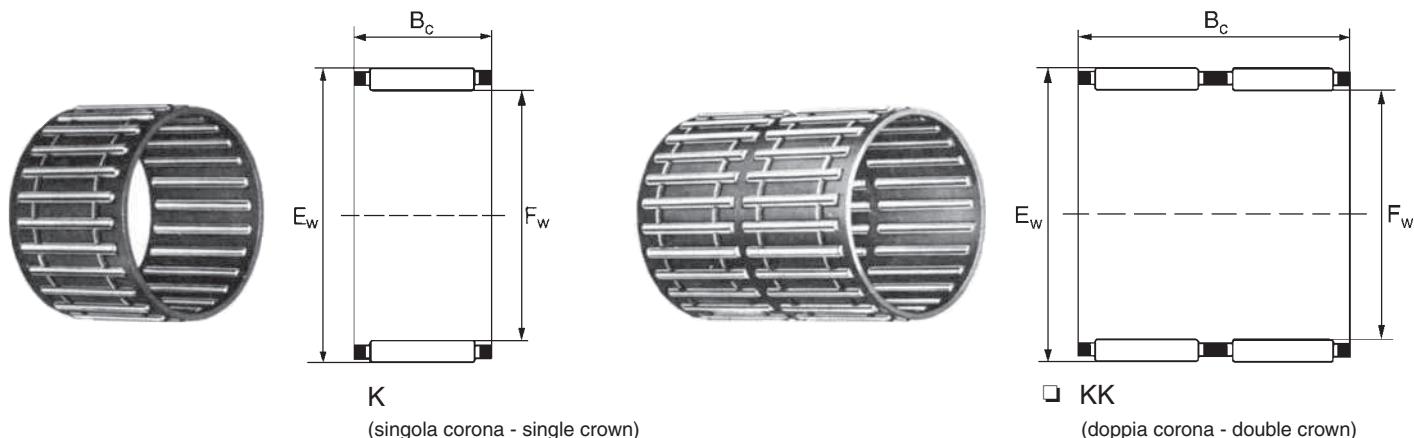


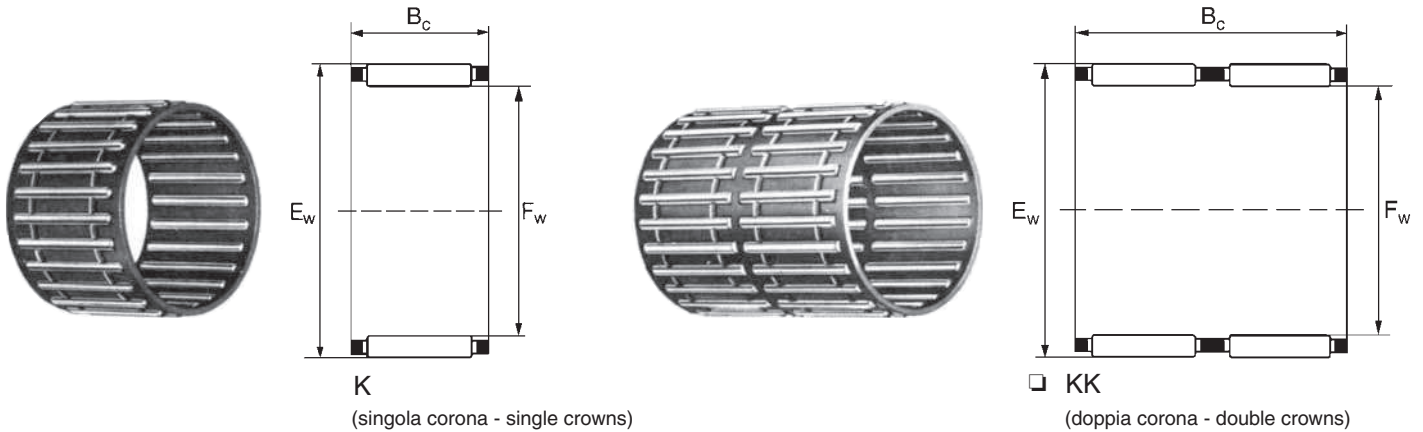
Diametro albero (mm) Shaft diameter (mm)	Sigla Designation	Peso (g) Weight (g)	Dimensioni (mm) Dimensions (mm)			Coefficienti di carico (N) Basic load rating (N)		Velocità limite Limiting Speed Olio (N. giri max) Oil (max rpm)
			F <sub>w</sub>	E <sub>w</sub>	B <sub>c</sub>	Dinamico C Dynamic C	Statico C <sub>0</sub> Static C <sub>0</sub>	
3	• K 3x5x7 TN	0.3	3	5	7	1 500	1 200	47 500
	• K 3x5x9 TN	0.4	3	5	9	1 680	1 400	45 000
	• K 3x6x7 TN	0.4	3	6	7	1 400	920	44 650
4	• K 4x7x7 TN	0.5	4	7	7	1 700	1 200	40 850
	• K 4x7x10 TN	0.7	4	7	10	2 280	1 850	40 850
5	K 5x8x8 TN	0.7	5	8	8	2 300	1 880	37 000
	K 5x8x10 TN	0.9	5	8	10	2 850	2 500	37 000
6	K 6x9x8 TN	0.8	6	9	8	2 560	2 240	35 150
	K 6x9x10 TN	1	6	9	10	3 300	3 100	35 150
	K 6x10x13 TN	1.3	6	10	13	3 800	2 900	33 250
7	• K 7x9x7 TN	0.6	7	9	7	1 750	1 850	33 250
	K 7x10x8 TN	0.9	7	10	8	2 750	2 550	32 300
	K 7x10x10 TN	1.1	7	10	10	3 450	3 400	32 300
8	K 8x11x8 TN	1.1	8	11	8	3 000	2 900	30 400
	K 8x11x10 TN	1.7	8	11	10	3 830	3 950	30 400
	K 8x11x13 TN	1.8	8	11	13	5 000	5 700	30 400
	K 8x12x10 TN	2	8	12	10	4 900	4 600	30 400
9	K 9x12x10 TN	1.5	9	12	10	4 200	4 700	29 450
	K 9x12x13 TN	1.9	9	12	13	5 500	6 700	29 450
10	K 10x13x10 TN	1.6	10	13	10	4 500	5 250	27 550
	K 10x13x13 TN	2.1	10	13	13	6 000	7 600	27 550
	K 10x13x16 TN	2.2	10	13	16	6 750	8 800	27 550
	K 10x14x10 TN	2.9	10	14	10	7 000	7 900	27 550
	K 10x14x13 TN	4.3	10	14	13	7 500	8 400	27 550
	K 10x16x12 TN	5.5	10	16	12	8 100	7 200	26 600
12	K 12x15x9 TN	2.7	12	15	9	4 120	5 210	26 000
	K 12x15x10 TN	1.9	12	15	10	4 650	5 800	25 650
	K 12x15x13 TN	2.4	12	15	13	6 000	8 100	25 650
	K 12x16x8 TN	2.9	12	16	8	4 200	4 700	25 650
	K 12x16x10 TN	3.8	12	16	10	6 000	6 900	25 650
	K 12x16x13 TN	5.5	12	16	13	7 900	9 200	25 650
	K 12x17x13 TN	4.4	12	17	13	9 300	10 000	24 700
	K 12x18x12 TN	5	12	18	12	9 800	9 405	24 700
14	□ KK 12x15x20 TN	5	12	15	20	8 200	12 000	24 700
	K 14x17x10	4	14	17	10	5 100	6 800	23 750
	K 14x17x17 TN	6.8	14	17	17	9 300	14 000	23 750
	K 14x18x10	4.8	14	18	10	6 800	8 300	23 750
	K 14x18x13	6.3	14	18	13	8 100	9 800	23 750
	K 14x18x14	6.8	14	18	14	9 200	12 000	23 750
	K 14x18x15	7.3	14	18	15	10 000	13 000	23 750



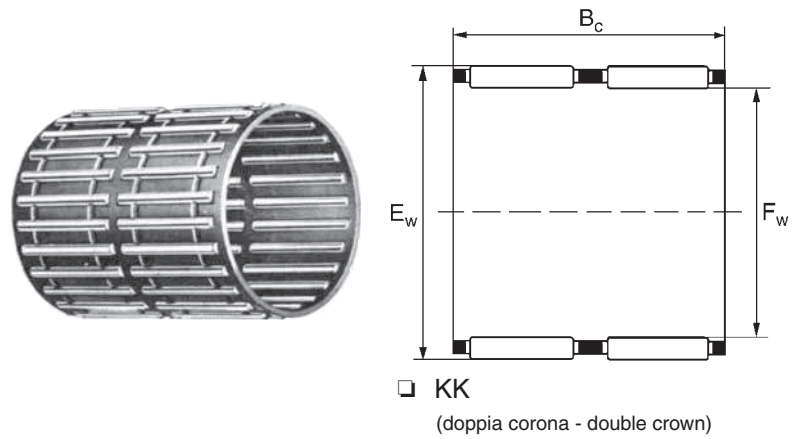
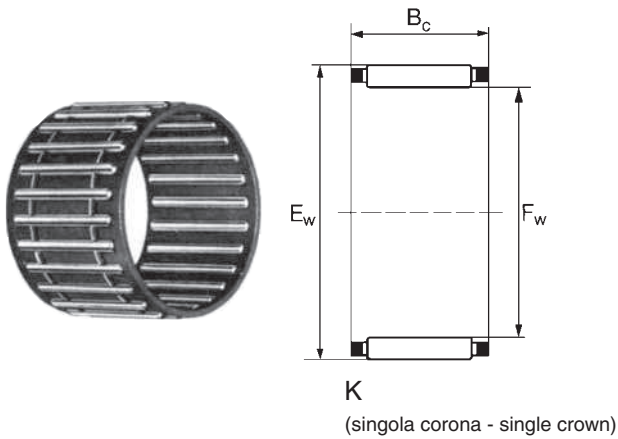
Diametro albero (mm) Shaft diameter (mm)	Sigla Designation	Peso (g) Weight (g)	Dimensioni (mm) Dimensions (mm)			Coefficienti di carico (N) Basic load rating (N)		Velocità limite Limiting Speed Olio (N. giri max) Oil (max rpm)
			F <sub>w</sub>	E <sub>w</sub>	B <sub>c</sub>	Dinamico C Dynamic C	Statico C <sub>o</sub> Static C <sub>o</sub>	
<b>14</b>	K 14x18x17	8.1	14	18	17	10 500	13 900	23 750
	K 14x20x12	8.6	14	20	12	9 900	10 500	22 800
<b>15</b>	K 15x18x14	5.3	15	18	14	7 500	11 000	22 800
	K 15x18x17	6.4	15	18	17	9 600	15 900	23 750
	K 15x19x10	5.1	15	19	10	7 200	9 000	22 800
	K 15x19x13	7	15	19	13	8 300	9 800	22 800
	K 15x19x17	8.8	15	19	17	10 300	15 000	22 800
	□ KK 15x19x24	10.5	15	19	24	12 800	20 100	22 800
	K 15x20x13	8.9	15	20	13	9 700	11 000	22 800
	K 15x21x12	10	15	21	12	10 000	13 000	22 800
	K 15x21x15	13	15	21	15	13 800	16 000	22 800
<b>16</b>	K 15x21x21	18.2	15	21	21	18 000	24 000	22 800
	K 16x20x10	5.7	16	20	10	7 600	9 700	22 800
	K 16x20x13	7.1	16	20	13	8 700	11 300	22 800
	K 16x20x17	9.2	16	20	17	11 200	16 300	22 800
	K 16x21x10	6.7	16	21	10	9 000	12 000	22 800
	K 16x22x12	10.4	16	22	12	11 000	12 000	21 850
	K 16x22x13	11.9	16	22	13	12 000	13 400	21 850
	K 16x22x16	13.7	16	22	16	14 300	17 000	21 850
	K 16x22x20	16.7	16	22	20	18 000	22 300	21 850
<b>17</b>	K 16x23x14	20	16	23	14	19 000	21 000	20 000
	K 16x24x20	24.9	16	24	20	21 100	23 000	20 900
	K 17x21x10	5.6	17	21	10	7 900	10 100	21 850
	K 17x21x13	7.5	17	21	13	10 000	14 100	21 850
<b>18</b>	K 17x21x17	9.5	17	21	17	12 000	17 400	21 850
	K 17x23x14	11.5	17	23	14	11 000	15 000	21 850
	K 18x22x10	6.1	18	22	10	8 200	9 900	20 900
	K 18x22x13	7.7	18	22	13	9 000	12 100	20 900
<b>19</b>	K 18x22x17	10.8	18	22	17	11 900	17 600	20 900
	K 18x24x12	11.6	18	24	12	12 150	14 150	20 900
	K 18x24x13	12.6	18	24	13	12 900	14 900	20 900
	K 18x24x13.5	13	18	24	13.5	12 900	14 900	20 900
	K 18x24x20	19	18	24	20	20 000	26 500	20 900
	K 18x25x14	14.9	18	25	14	16 500	18 800	20 900
	K 18x25x22	24.3	18	25	22	22 900	28 400	20 900
	K 18x26x14	19	18	26	14	18 000	20 000	20 900
	K 18x28x16	24	18	28	16	19 000	18 400	20 900
<b>19</b>	K 19x23x13	8.2	19	23	13	9 300	13 000	20 900
	K19x23x17	11.1	19	23	17	12 000	18 600	20 900



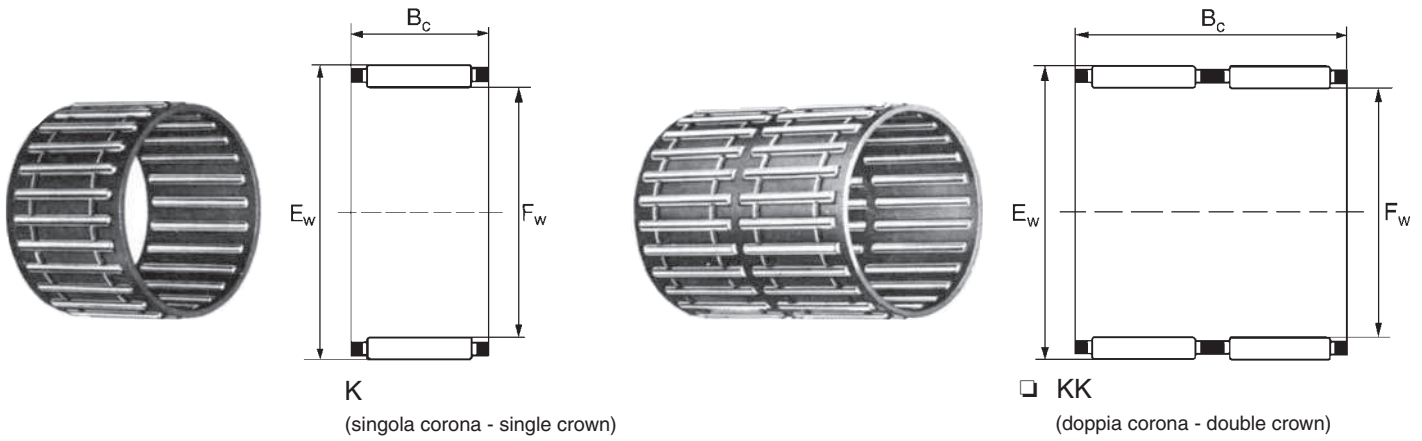
Diametro albero (mm) Shaft diameter (mm)	Sigla Designation	Peso (g) Weight (g)	Dimensioni (mm) Dimensions (mm)			Coefficienti di carico (N) Basic load rating (N)		Velocità limite Limiting Speed Olio (N. giri max) Oil (max rpm)
			F <sub>w</sub>	E <sub>w</sub>	B <sub>c</sub>	Dinamico C Dynamic C	Statico C <sub>0</sub> Static C <sub>0</sub>	
<b>20</b>	K 20x24x10	6.5	20	24	10	8 700	12 100	19 950
	K 20x24x12	8	20	24	12	9 600	13 800	19 950
	K 20x24x13	8.9	20	24	13	9 600	13 800	19 950
	K 20x24x17	11.2	20	24	17	12 400	20 000	19 950
	K 20x26x12	13.2	20	26	12	13 100	15 700	19 950
	K 20x26x13	14.3	20	26	13	14 100	17 400	19 950
	K 20x26x14	15	20	26	14	15 000	18 000	19 950
	K 20x26x16	17.5	20	26	16	18 000	25 000	19 950
	K 20x26x17	18.2	20	26	17	18 700	25 500	19 950
	K 20x26x20	22	20	26	20	20 600	28 500	19 950
	• K 20x28x16	20	20	28	16	19 000	20 000	19 000
	K 20x28x20	26.8	20	28	20	23 400	28 000	19 000
K 20x28x25	36.2	20	28	25	30 000	38 500	19 000	
K 20x30x30	56	20	30	30	35 000	41 000	19 000	
<b>21</b>	K 21x25x13	9	21	25	13	9 600	14 500	19 950
	K 21x25x17	12	21	25	17	12 800	21 000	19 950
<b>22</b>	K 22x26x10	7.1	22	26	10	8 700	12 900	19 000
	K 22x26x13	9.4	22	26	13	10 000	15 400	19 000
	K 22x26x17	12.1	22	26	17	13 100	22 100	19 000
	K 22x27x13	10.8	22	27	13	14 000	23 000	19 000
	K 22x28x17	19.7	22	28	17	19 000	26 500	19 000
	K 22x28x23	26	22	28	23	20 000	27 000	19 000
	K 22x29x16	22.2	22	29	16	19 500	25 000	18 000
	K 22x30x15 TN	18	22	30	15	19 600	22 900	18 000
	K 22x30x20	28	22	30	20	21 000	23 500	18 000
K 22x32x24	43.4	22	32	24	33 500	39 500	17 000	
<b>23</b>	K 23x35x16 TN	30	23	35	16	24 000	23 400	16 150
<b>24</b>	K 24x28x10	8.1	24	28	10	9 400	14 300	18 000
	K 24x28x13	10.1	24	28	13	10 500	17 000	18 000
	K 24x28x17	13.2	24	28	17	14 000	24 500	18 000
	K 24x29x13	13.5	24	29	13	13 100	19 100	17 000
	K 24x30x17	21.5	24	30	17	19 000	27 000	17 000
	□ KK 24x30x31	39.1	24	30	31	27 000	43 000	17 000
<b>25</b>	K 25x29x10	8.3	25	29	10	9 700	14 900	17 000
	K 25x29x13	10.4	25	29	13	10 800	17 900	17 000
	K 25x29x17	13.7	25	29	17	14 500	25 500	17 000
	K 25x30x13	12.9	25	30	13	14 100	21 300	17 000
	• K 25x30x17	16	25	30	17	17 800	28 500	17 000
	K 25x30x20	20.5	25	30	20	21 100	34 675	17 000
	K 25x30x25	21	25	30	25	21 700	40 400	17 000



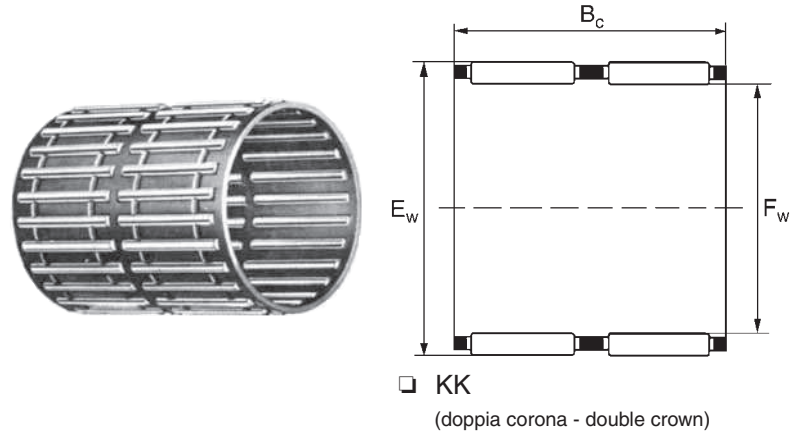
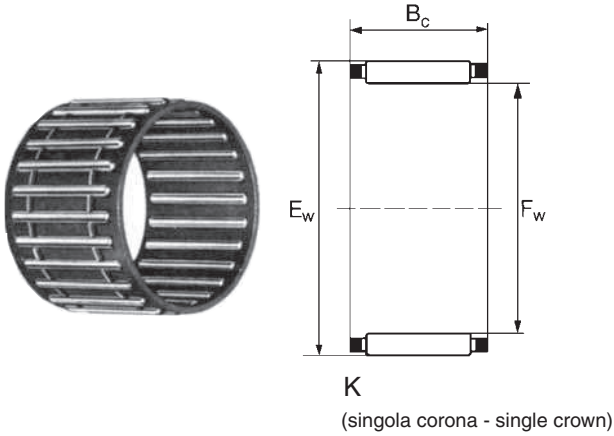
Diametro albero (mm) Shaft diameter (mm)	Sigla Designation	Peso (g) Weight (g)	Dimensioni (mm) Dimensions (mm)			Coefficienti di carico (N) Basic load rating (N)		Velocità limite Limiting Speed Olio (N. giri max) Oil (max rpm)
			F <sub>w</sub>	E <sub>w</sub>	B <sub>c</sub>	Dinamico C Dynamic C	Statico C <sub>o</sub> Static C <sub>o</sub>	
<b>25</b>	K 25x30x26	21.6	25	30	26	20 100	26 500	17 000
	K 25x31x17	21.8	25	31	17	19 000	28 000	17 000
	K 25x31x21	26.2	25	31	21	24 100	37 500	17 000
	K 25x32x16	24.5	25	32	16	20 500	27 500	16 150
	K 25x33x20	32	25	33	20	28 000	37 500	16 150
	K 25x33x24	38.7	25	33	24	33 900	46 500	16 150
	K 25x34x18	32	25	34	18	48 000	67 000	16 150
	K 25x35x30	65.5	25	35	30	46 500	61 500	15 200
	□ KK 25x30x26	27	25	30	26	21 000	35 000	15 000
<b>26</b>	K 26x30x10	9	26	30	10	9 500	15 500	17 000
	K 26x30x13	11.4	26	30	13	11 100	18 700	17 000
	K 26x30x17	15	26	30	17	14 700	27 000	17 000
	K 26x31x13	9.9	26	31	13	12 400	18 400	17 000
	□ KK 26x30x22	12.3	26	30	22	15 200	28 000	17 000
<b>27</b>	K 27x32x27	29	27	32	27	16 000	34 000	17 000
<b>28</b>	K 28x32x16.5	18	28	32	16.5	15 000	32 400	15 200
	K 28x32x17	18.2	28	32	17	15 000	32 400	15 200
	K 28x33x13	15.2	28	33	13	14 800	23 600	15 200
	K 28x33x17	19.5	28	33	17	19 100	33 000	15 200
	K 28x33x27 TN	19	28	33	27	22 800	40 500	15 200
	K 28x34x17	24.2	28	34	17	21 300	35 000	15 200
	K 28x35x16	29	28	35	16	21 000	29 000	15 200
	K 28x35x18	31	28	35	18	23 500	33 500	15 200
	K 28x35x20	35	28	35	20	24 000	34 000	15 200
	K 28x35x27	47	28	35	27	34 500	54 500	15 200
	K 28x36x16	40	28	36	16	31 000	47 000	15 200
	K 28x40x18	50	28	40	18	33 000	36 500	13 300
K 28x40x25	71	28	40	25	45 000	54 500	13 300	
<b>30</b>	K 30x34x13	14.6	30	34	13	11 800	21 200	14 250
	K 30x35x13	16.3	30	35	13	15 100	25 000	14 250
	K 30x35x17	21.3	30	35	17	19 100	33 500	14 250
	K 30x35x27	33.3	30	35	27	30 000	58 500	14 250
	K 30x37x16	26.4	30	37	16	22 500	33 000	14 250
	K 30x37x18	34	30	37	18	25 500	38 000	14 250
	K 30x38x25	43	30	38	25	26 000	39 000	14 250
	K 30x40x18	44	30	40	18	31 500	39 500	13 300
	K 30x40x30	78	30	40	30	48 500	68 500	14 250
	□ KK 30x35x26	32	30	35	26	23 500	43 500	13 000



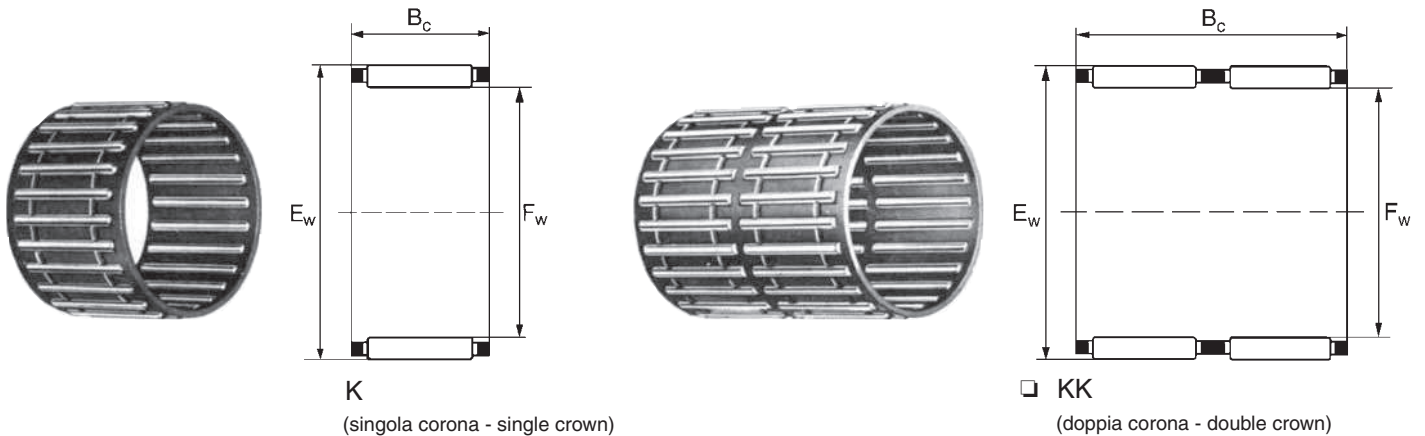
Diametro albero (mm) Shaft diameter (mm)	Sigla Designation	Peso (g) Weight (g)	Dimensioni (mm) Dimensions (mm)			Coefficienti di carico (N) Basic load rating (N)		Velocità limite Limiting Speed Olio (N. giri max) Oil (max rpm)
			F <sub>w</sub>	E <sub>w</sub>	B <sub>c</sub>	Dinamico C Dynamic C	Statico C <sub>0</sub> Static C <sub>0</sub>	
<b>32</b>	K 32x37x13	18.3	32	37	13	15 000	25 000	13 300
	K 32x37x17	22.4	32	37	17	19 400	35 000	13 300
	K 32x37x27	36.7	32	37	27	29 500	59 500	13 300
	K 32x37x28 TN	22.3	32	37	28	23 100	43 000	13 300
	K 32x38x16	25	32	38	16	21 000	34 000	13 300
	K 32x38x20	31	32	38	20	26 000	44 500	13 300
	K 32x38x26 TN	25.2	32	38	26	27 000	46 500	13 300
	K 32x39x16	36.7	32	39	16	23 500	35 000	13 300
	K 32x39x18	37.2	32	39	18	26 000	40 500	13 300
	K 32x40x20	48	32	40	20	37 000	40 500	13 300
	K 32x40x25	54	32	40	25	37 000	57 500	13 300
	K 32x40x36	73	32	40	36	53 500	91 500	13 300
	K 32x46x32	119	32	46	32	65 500	82 500	12 350
□ KK 32x40x32 TN	77.1	32	40	42	49 500	83 500	12 350	
<b>35</b>	K 35x40x13	18.8	35	40	13	15 800	27 500	12 350
	K 35x40x17	25.3	35	40	17	20 300	38 000	12 350
	K 35x40x25	31	35	40	25	29 000	59 500	12 350
	K 35x40x27 TN	23.4	35	40	27	24 500	48 000	12 350
	K 35x40x27	28	35	40	27	27 800	62 100	12 350
	K 35x40x30	43	35	40	30	25 000	49 500	12 350
	K 35x42x16	34	35	42	16	23 900	37 000	12 350
	K 35x42x18	39.2	35	42	18	27 000	42 500	12 350
	K 35x42x30	62.4	35	42	30	38 500	67 500	12 350
	K 35x43x18	38	35	43	18	28 000	41 500	12 350
	K 35x45x20	55.5	35	45	20	36 500	49 500	11 400
	K 35x45x30	80	35	45	30	52 500	78 500	11 400
	K 35x45x49	138	35	45	49	81 500	13 400	11 400
	□ KK 35x40x30	48	35	40	30	25 500	50 500	11 000
	• □ KK 35x40x32	50	35	40	32	30 500	64 500	11 000
□ KK 35x42x20	41	35	42	20	29 500	48 500	11 000	
<b>36</b>	K 36x41x30	52	36	41	30	23 000	43 000	11 400
	K 36x42x16	50	36	42	16	24 000	42 000	11 400
<b>37</b>	K 37x42x17	25.8	37	42	17	21 900	42 500	11 400
	K 37x42x27	40.7	37	42	27	31 500	67 500	11 400
	K 37x45x26	60.5	37	45	26	43 500	73 500	11 400
<b>38</b>	K 38x43x17	26.1	38	43	17	20 000	38 000	11 400
	K 38x43x27	43.2	38	43	27	31 000	67 500	11 400
	K 38x46x20	46	38	46	20	35 000	56 500	11 400
	K 38x46x32	72.7	38	46	32	54 500	98 500	11 400
<b>39</b>	K 39x44x24	38	39	44	24	28 000	58 500	11 400
	□ KK 39x44x26	29.5	39	44	26	27 000	55 500	11 400



Diametro albero (mm) Shaft diameter (mm)	Sigla Designation	Peso (g) Weight (g)	Dimensioni (mm) Dimensions (mm)			Coefficienti di carico (N) Basic load rating (N)		Velocità limite Limiting Speed Olio (N. giri max) Oil (max rpm)
			F <sub>w</sub>	E <sub>w</sub>	B <sub>c</sub>	Dinamico C Dynamic C	Statico C <sub>0</sub> Static C <sub>0</sub>	
<b>40</b>	K 40x44x13	20	40	44	13	13 500	28 000	11 400
	K 40x45x13	21.5	40	45	13	17 100	32 000	11 400
	K 40x45x17	27.4	40	45	17	20 900	41 000	11 400
	K 40x45x21	36.5	40	45	21	24 400	49 500	11 400
	K 40x45x27	46	40	45	27	32 500	72 500	11 400
	K 40x46x17	30	40	46	17	24 500	44 500	10 450
	K 40x47x18	45.2	40	47	18	29 000	49 500	10 450
	K 40x47x20	42	40	47	20	32 000	56 500	10 450
	K 40x48x20	57.7	40	48	20	35 500	58 500	10 450
□ KK 40x45x30	48	40	45	30	26 000	53 500	10 000	
<b>42</b>	K 42x47x13	22.5	42	47	13	17 300	33 000	10 450
	K 42x47x17	31.1	42	47	17	21 100	42 500	10 450
	K 42x47x25 TN	25.7	42	47	25	27 000	57 500	10 450
	K 42x47x27	46.6	42	47	27	33 000	74 500	10 450
	K 42x48x35	60	42	48	35	35 000	76 000	10 450
	K 42x50x18	53	42	50	18	31 000	49 500	10 450
	K 42x50x20	54	42	50	20	34 500	56 500	10 450
□ KK 42x47x30	54	42	47	30	31 000	75 500	10 450	
<b>43</b>	K 43x48x17	29.3	43	48	17	21 000	42 500	10 450
	K 43x48x27	45.7	43	48	27	33 000	74 500	10 450
	K 43x50x18	48.5	43	50	18	30 500	53 500	10 450
<b>45</b>	K 45x49x19	27	45	49	19	17 500	40 000	9 500
	K 45x50x17	25.5	45	50	17	22 000	45 500	9 500
	K 45x50x27	50	45	50	27	34 000	79 500	9 500
	K 45x50x32 TN	45	45	50	32	38 000	90 500	9 500
	K 45x52x18	51	45	52	18	31 000	56 500	9 500
	K 45x52x21 TN	32.9	45	52	21	39 500	57 500	9 500
	K 45x53x20	62.2	45	53	20	38 500	66 500	9 500
	K 45x53x21	65	45	53	21	38 000	66 500	9 500
	K 45x53x22	68.4	45	53	22	42 000	72 200	9 500
	K 45x53x28	78	45	53	28	51 500	97 500	9 500
	K 45x59x18 TN	60.5	45	59	18	43 500	53 500	9 000
	K 45x59x32	145.5	45	59	32	72 500	101 500	9 000
	K 45x59x36	159	45	59	36	75 500	108 500	9 000
□ KK 45x51x36	85	45	51	36	44 500	98 500	9 500	
<b>47</b>	K 47x52x17	32	47	52	17	22 800	48 500	9 500
	K 47x52x27	50.7	47	52	27	34 500	82 500	9 500
	K 47x53x25	53	47	53	25	38 000	81 500	9 500
	K 47x55x28	80	47	55	28	52 500	99 500	9 500



Diametro albero (mm) Shaft diameter (mm)	Sigla Designation	Peso (g) Weight (g)	Dimensioni (mm) Dimensions (mm)			Coefficienti di carico (N) Basic load rating (N)		Velocità limite Limiting Speed Olio (N. giri max) Oil (max rpm)
			F <sub>w</sub>	E <sub>w</sub>	B <sub>c</sub>	Dinamico C Dynamic C	Statico C <sub>0</sub> Static C <sub>0</sub>	
<b>48</b>	K 48x54x19	44	48	54	19	30 000	60 500	9 500
	K 48x54x25	55	48	54	25	31 000	61 000	9 500
<b>50</b>	K 50x55x13.5	31	50	55	13.5	17 500	36 000	9 000
	K 50x55x17	35	50	55	17	21 400	46 500	9 000
	K 50x55x20	39.4	50	55	20	26 000	59 500	9 000
	K 50x55x30	59.4	50	55	30	38 500	96 500	9 000
	K 50x57x18	53.4	50	57	18	33 000	62 500	8 500
	K 50x58x20	75	50	58	20	35 000	61 500	8 500
	K 50x58x25	81	50	58	25	43 500	80 500	8 500
<b>52</b>	K 52x57x12	24	52	57	12	17 500	36 000	8 500
<b>55</b>	K 55x60x20	43.4	55	60	20	28 000	65 500	8 000
	K 55x60x27	60.5	55	60	27	37 500	96 500	8 000
	K 55x60x30	68.6	55	60	30	40 500	103 000	8 000
	K 55x61x20	56	55	61	20	41 000	110 000	8 000
	K 55x62x18	58.4	55	62	18	35 000	69 500	8 000
	K 55x63x15	53	55	63	15	24 500	40 500	8 000
	K 55x63x20	73.3	55	63	20	39 500	73 500	8 000
	K 55x63x25	88	55	63	25	49 500	99 500	8 000
	K 55x63x32	117	55	63	32	61 500	129 500	8 000
<b>□ KK 55x60x40</b>	96.5	55	60	40	48 000	132 000	8 000	
<b>56</b>	K 56x61x20	45	56	61	20	27 000	64 500	8 000
<b>58</b>	K 58x63x17	42	58	63	17	25 650	63 500	8 000
	K 58x64x19	53	58	64	19	33 250	77 500	7 600
	K 58x65x18	52	58	65	18	34 500	69 500	7 600
	<b>□ KK 58x65x38</b>	106	58	65	38	48 500	106 500	7 600
<b>60</b>	K 60x65x20	50.5	60	65	20	29 000	71 500	7 600
	K 60x65x30	71.2	60	65	30	42 000	115 500	7 600
	K 60x68x20	79	60	68	20	43 000	84 500	7 100
	K 60x68x23	94	60	68	23	49 000	100 500	7 100
	K 60x68x25	97	60	68	25	52 500	110 500	7 100
	K 60x68x27	98	60	68	27	49 500	100 000	7 100
	<b>□ KK 60x66x33</b>	104	60	66	33	45 500	111 500	7 600
	<b>□ KK 60x66x40</b>	116	60	66	40	57 500	150 500	7 600
	K 60x75x42	240	60	75	42	113 000	192 000	7 100
	<b>□ KK 60x68x30</b>	136	60	68	30	44 000	87 500	7 100
<b>□ KK 60x68x34</b>	140	60	68	34	47 500	95 500	7 100	
<b>62</b>	<b>□ KK 62x70x40</b>	174	62	70	40	65 500	145 500	7 100
<b>63</b>	K 63x70x21	75	63	70	21	45 000	100 500	7 100
<b>64</b>	K 64x70x16	53	64	70	16	27 500	59 500	7 100



Diametro albero (mm) Shaft diameter (mm)	Sigla Designation	Peso (g) Weight (g)	Dimensioni (mm) Dimensions (mm)			Coefficienti di carico (N) Basic load rating (N)		Velocità limite Limiting Speed Olio (N. giri max) Oil (max rpm)
			F <sub>w</sub>	E <sub>w</sub>	B <sub>c</sub>	Dinamico C Dynamic C	Statico C <sub>0</sub> Static C <sub>0</sub>	
<b>65</b>	K 65x70x20	49	65	70	20	30 000	76 500	7 100
	K 65x70x30	83	65	70	30	43 500	123 500	7 100
	K 65x73x23	100	65	73	23	45 500	93 500	6 650
	K 65x73x30	141	65	73	30	56 500	122 500	6 650
<b>68</b>	K 68x74x20	65	68	74	20	35 000	83 500	6 650
	K 68x74x30	97	68	74	30	46 000	117 500	6 650
	□ KK 68x74x35	116	68	74	35	48 000	124 500	6 650
	□ KK 68x75x32	132	68	75	32	53 500	127 500	6 650
<b>70</b>	K 70x76x20	70	70	76	20	35 500	85 500	6 200
	K 70x76x30	100	70	76	30	51 500	138 500	6 200
	K 70x78x25	115	70	78	25	51 500	111 500	6 200
	K 70x78x30	136	70	78	30	59 500	134 500	6 200
	K 70x80x30	150	70	80	30	60 000	135 000	6 200
	□ KK 70x78x46	230	70	78	46	77 500	179 550	6 200
<b>72</b>	K 72x80x20	94	72	80	20	41 000	84 500	6 200
<b>73</b>	K 73x79x20	69	73	79	20	36 500	85 500	6 200
<b>75</b>	K 75x81x20	72	75	81	20	37 000	93 500	6 200
	K 75x81x30	106	75	81	30	51 500	142 000	6 200
	K 75x83x23	113	75	83	23	49 500	108 000	5 700
	K 75x83x30	147	75	83	30	61 500	142 000	5 700
	□ KK 75x83x35	182	75	83	35	62 500	146 500	5 700
	□ KK 75x83x40	211	75	83	40	72 500	176 500	5 700
<b>80</b>	K 80x86x20	76	80	86	20	38 000	97 500	5 700
	K 80x86x30	114	80	86	30	55 500	158 500	5 700
	K 80x88x30	141	80	88	30	71 500	178 500	5 700
	□ KK 80x88x40	227	80	88	40	75 500	191 500	5 700
	□ KK 80x88x46	260	80	88	46	87 500	219 450	5 700
<b>85</b>	K 85x92x20	96	85	92	20	44 000	107 500	5 200
<b>90</b>	K 90x97x20	103	90	97	20	44 500	112 500	4 750
	K 90x98x27	150	90	98	27	60 500	149 500	4 750
	K 90x98x30	172	90	98	30	67 500	171 500	4 750
<b>95</b>	K 95x102x20	110	95	102	20	45 500	122 500	4 500
	K 95x103x30	177	95	103	30	68 500	179 500	4 500
	□ KK 95x103x40	260	95	103	40	82 500	227 500	4 500
<b>100</b>	K 100x107x21	120	100	107	21	47 500	126 500	4 300
	K 100x108x27	176	100	108	27	56 500	142 500	4 300
	K 100x108x30	190	100	108	30	70 500	187 500	4 300
<b>105</b>	K 105x112x21	123	105	112	21	47 000	126 500	4 200
	K 105x113x30	216	105	113	30	71 500	196 500	4 200
<b>110</b>	K 110x117x24	172	110	117	24	55 500	157 500	4 100
	K 110x118x30	217	110	118	30	77 500	218 500	4 100