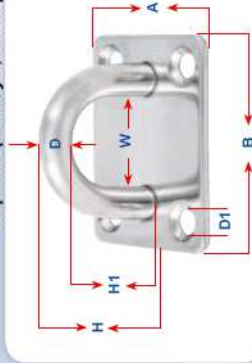


Art. n° 8225 Base rettangolare con anello

Square pad eye, stamped & welded

A2 / AISI 304

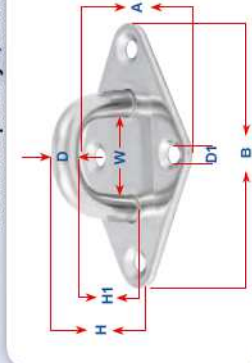


Tipo Type	D (mm)	A (mm)	B (mm)	H (mm)	H1 (mm)	W (mm)	D1 (mm)	€/Cad.
A	5	30	35	19	12	14	4,2	20 1,60
B	6	35	40	26	17	18	4,2	20 2,00
C	8	40	50	33	22	20	5,2	10 2,50

Art. n° 8264 Base a rombo con anello

Diamond pad eye, stamped & welded

A2 / AISI 304

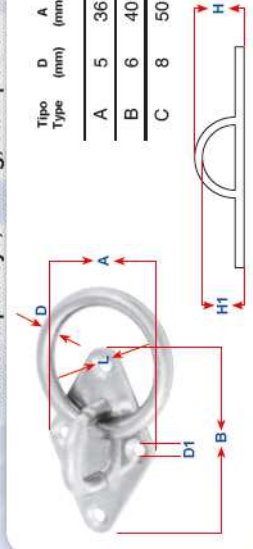


Tipo Type	D (mm)	A (mm)	B (mm)	H (mm)	H1 (mm)	W (mm)	D1 (mm)	€/Cad.
A	5	36	60	20	12	11	4,2	10 2,00
B	6	40	65	22	15	15	4,2	10 2,30
C	8	50	80	32	20	18	5,2	10 3,10

Art. n° 8265 Base a rombo con anello e anello

Diamond pad eye, w. ring, stamped & welded

A2 / AISI 304

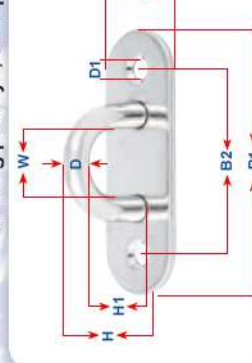


Tipo Type	D (mm)	A (mm)	B (mm)	H (mm)	H1 (mm)	L (mm)	D1 (mm)	€/Cad.
A	5	36	60	22	12	30	4,2	10 2,70
B	6	40	65	26	15	35	4,2	10 3,40
C	8	50	80	32	20	45	5,2	10 5,10

Art. n° 8266 Base oblunga con anello

Oblong pad eye, stamped & welded

A2 / AISI 304




Tipo Type	D (mm)	A (mm)	B1 (mm)	B2 (mm)	H (mm)	H1 (mm)	W (mm)	D1 (mm)	€/Cad.
A	5	15	45	31	20	13	12	4	10 1,70
B	6	20	60	43	26	19	19	5	10 2,00
C	8	26	80	56	32	22	22	6	10 2,70
D	9	32	100	70	38	27	26	6,5	10 3,70

Art. n° 8396 Base con occhio girevole

Square pad eye, swivel, stamped & welded

A2 / AISI 304

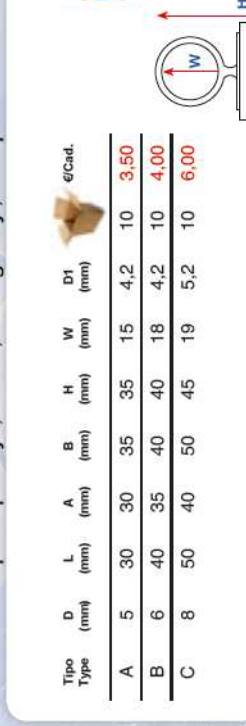


Tipo Type	D (mm)	A (mm)	B (mm)	H (mm)	H1 (mm)	W (mm)	D1 (mm)	€/Cad.
A	5	30	35	15	41	4,2	10	2,60
B	6	35	40	18	45	4,2	10	3,00
C	8	40	50	19	50	5,7	10	3,80

Art. n° 8397 Base con occhio girevole e anello

Square pad eye, swivel, w. ring assy., stamped & welded

A2 / AISI 304




Tipo Type	D (mm)	L (mm)	A (mm)	B (mm)	H (mm)	W (mm)	D1 (mm)	€/Cad.
A	5	30	30	35	35	15	4,2	10 3,50
B	6	40	35	40	40	18	4,2	10 4,00
C	8	50	40	50	45	19	5,2	10 6,00

Art. n° 8368 Base tonda con anello e vite

Eye plate, round with thread stud

A2 / AISI 304




Tipo Type	D (mm)	A (mm)	H (mm)	H1 (mm)	W (mm)	B (mm)	T (mm)	€/Cad.
A	5	33	20	12	13	20	M 6	10 2,50
B	6	40	26	17	17	23	M 8	10 2,80
C	8	50	32	20	20	25	M10	10 4,00

Art. n° 8353 Base tonda con anello

Eye plate

A2 / AISI 304



Tipo Type	D (mm)	A1 (mm)	A2 (mm)	H (mm)	H1 (mm)	W (mm)	D1 (mm)	€/Cad.
A	5	33	19,5	20	12	13	4,2	10 2,00
B	6	40	23	26	17	17	4,2	10 2,50
C	8	50	29,5	32	21	20	5,2	10 3,00