

I RUOTE MONOLITICHE IN RESINA
SUPPORTI LEGGERI (NL)

GB SOLID RESIN WHEELS
STANDARD DUTY BRACKETS (NL)

F ROUES MONOLITHIQUES EN RESINE
MONTURES LEGERES (NL)

D EINTEILIGE HARZRÄDER
LEICHTE GEHÄUSE (NL)























E RUEDAS MONO-BLOQUE DE RESINA,
SOPORTES INDUSTRIALES (NL)

RU ЛИТЫЕ КОЛЕСА ИЗ СМОЛЫ,
ЛЕГКИЕ КРОНШТЕЙНЫ (NL)













 tellure Rôta

67



								NL 		NL 	
								 kg	COD.	 kg	COD.
80	35	107	100x85	80x60	9	39	150	0.71	 677101*	0.43	 678101*
100	35	128	100x85	80x60	9	35	200	0.85	 677102*	0.53	 678102*
125	35	156	100x85	80x60	9	37	220	1.07	 677103*	0.73	 678103*
150	50	194	140x110	105x80	11	56	300	2.23	 677314*	1.90	 678304*
200	50	240	140x110	105x80	11	56	300	3.08	 677316*	2.87	 678306*



							NL 	
							 kg	COD.
80	35	107	73	12	39	150	0.62	 676101*
100	35	128	73	12	35	200	0.72	 676102*
125	35	156	73	12	37	220	1.05	 676103*